

CONTROLS PAGE



COMPLIANCY RATES:

Definition: For any given screening the compliancy rate measures the percentage of eligible members that are compliant for the preventive screening or wellness visit in the defined Time Period.

Ex. Colorectal Rate Current Period: measures the percentage of eligible members in the last 12 month rolling period that have received a colorectal screening done in the last 5 years.

Account Name
OKHEEI

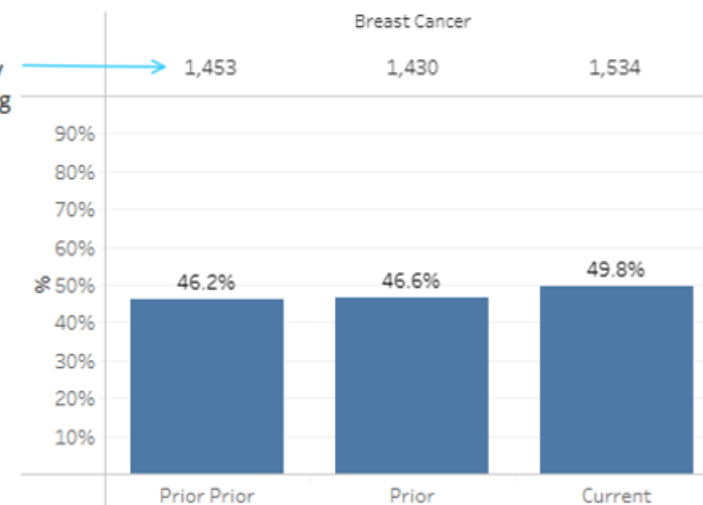
Plan State
OK

Benchmark Comparison
ASO 500 Non-Gov

Benchmark State
OK

Medicare Eligibility
ALL

This is the count of compliant members by period for this Screening

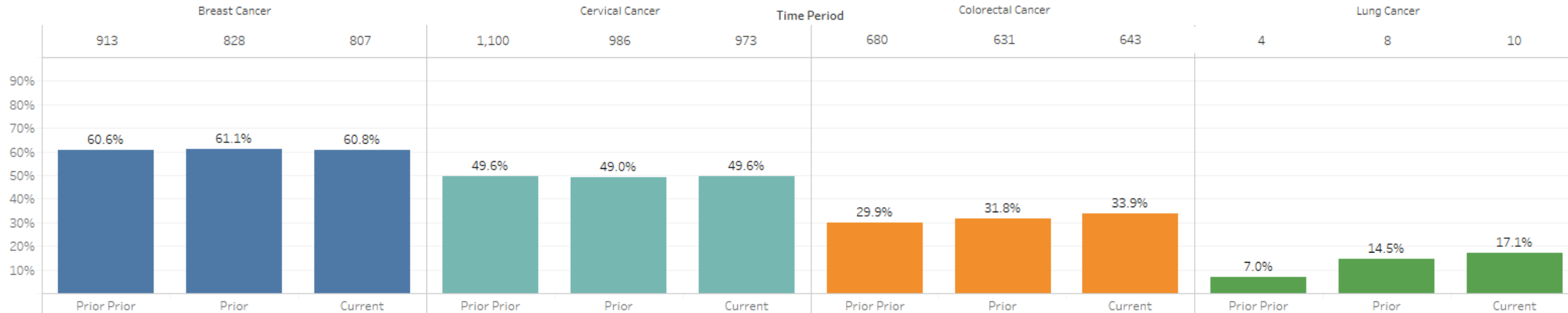


CANCER SCREENING COMPLIANCY RATES

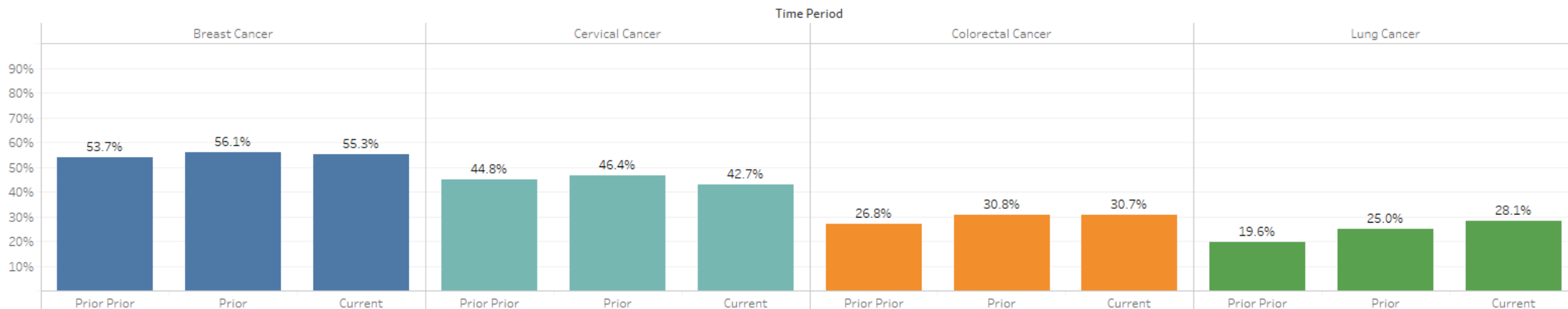


Current: Claims incurred from 12/1/2024 to 11/30/2025 and paid through 1/30/2026.
 Prior: Claims incurred from 12/1/2023 to 11/30/2024 and paid through 1/30/2025.
 Prior Prior: Claims incurred from 12/1/2022 to 11/30/2023 and paid through 1/30/2024.

OKHEEI Rates



ASO 500 Non-Gov Rates



WELLNESS VISIT COMPLIANCY RATES



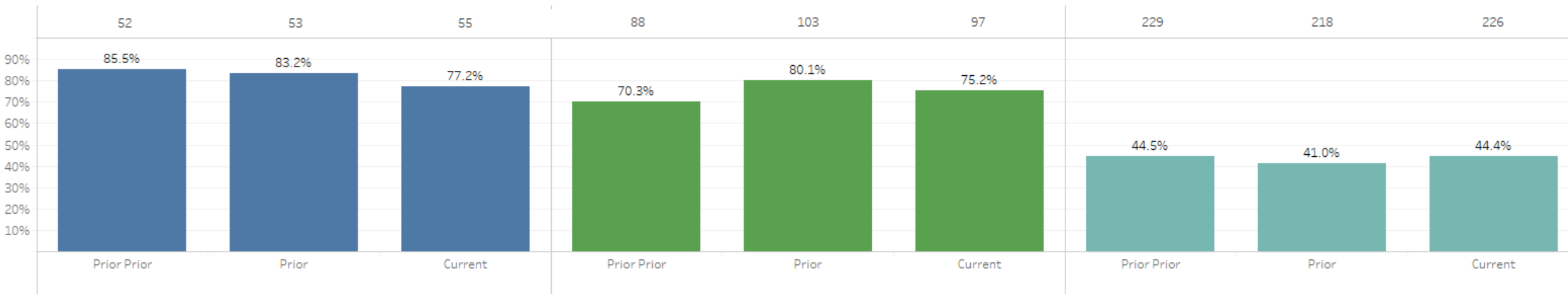
Current: Claims incurred from 12/1/2024 to 11/30/2025 and paid through 1/30/2026.
 Prior: Claims incurred from 12/1/2023 to 11/30/2024 and paid through 1/30/2025.
 Prior Prior: Claims incurred from 12/1/2022 to 11/30/2023 and paid through 1/30/2024.

OKHEEI Rates

Immunizations

Well Child Visits

Well School Child Visits



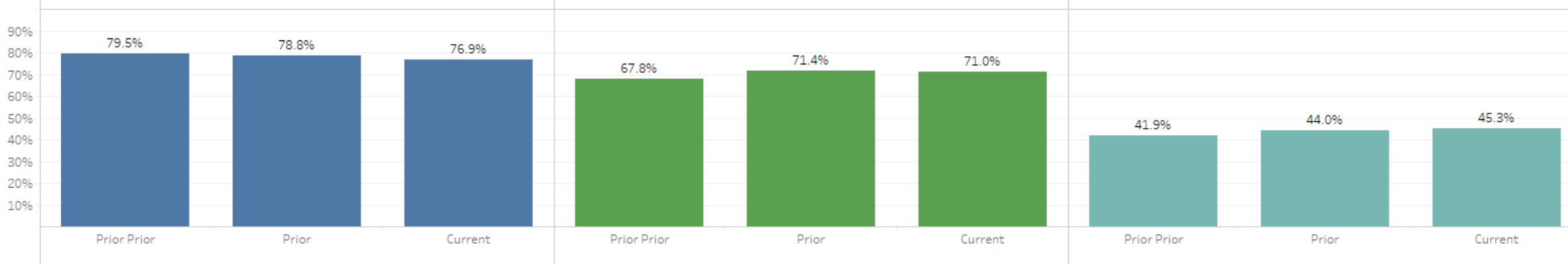
ASO 500 Non-Gov Rates

Immunizations

Time Period

Well Child Visits

Well School Child Visits

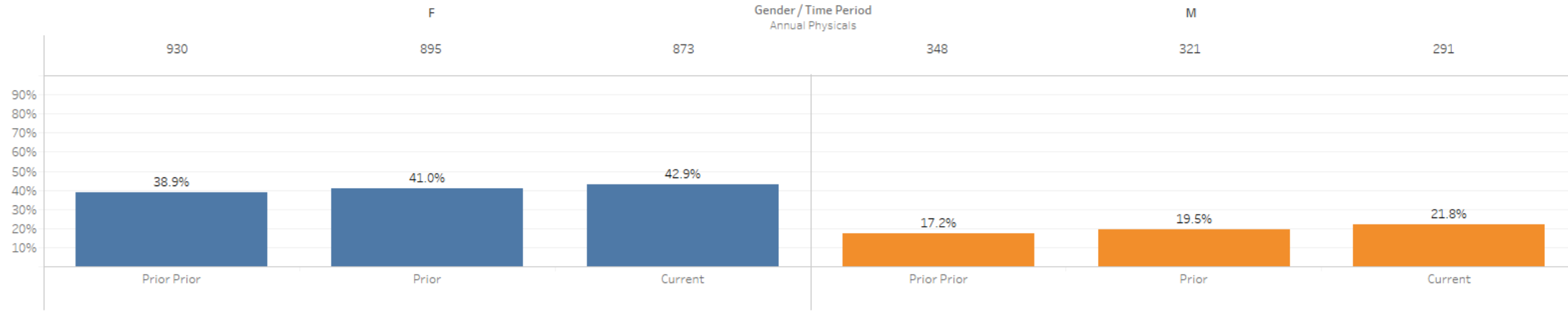


WELLNESS VISIT COMPLIANCY RATES

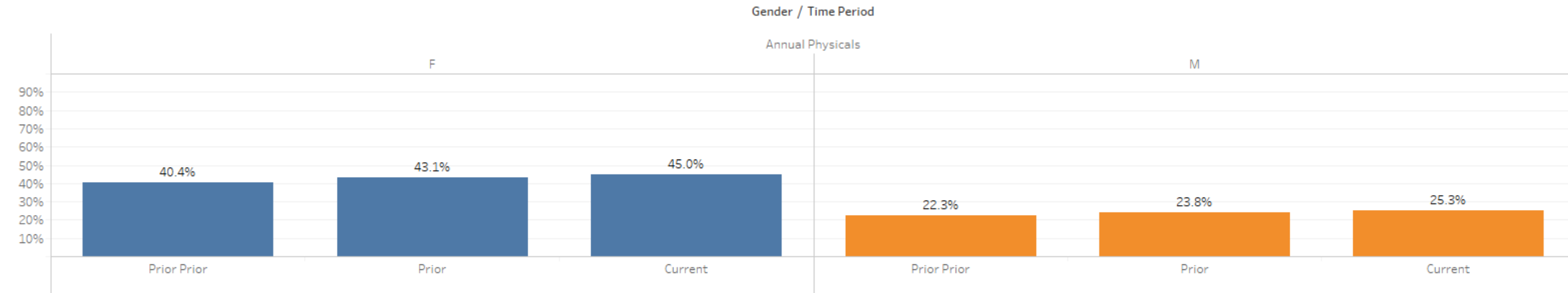


Current: Claims incurred from 12/1/2024 to 11/30/2025 and paid through 1/30/2026.
 Prior: Claims incurred from 12/1/2023 to 11/30/2024 and paid through 1/30/2025.
 Prior Prior: Claims incurred from 12/1/2022 to 11/30/2023 and paid through 1/30/2024.

OKHEEI Rates



ASO 500 Non-Gov Rates



PREVENTIVE SCREENINGS AND WELLNESS VISITS SUMMARY

OKHEEI

State	Account Name	Time Per..	Annual Physicals	Breast Cancer	Cervical Cancer	Colorectal Cancer	Lung Cancer	Immunizations	Well Child Visits	Well School Child Visits
OK	OKHEEI	Current	33.8%	60.8%	49.6%	33.9%	17.1%	77.2%	75.2%	44.4%
		Prior	31.8%	61.1%	49.0%	31.8%	14.5%	83.2%	80.1%	41.0%
		Prior Prior	29.6%	60.6%	49.6%	29.9%	7.0%	85.5%	70.3%	44.5%

ASO 500 Non-Gov

Plan State	Benchmark Name	Time Period	Annual Physicals	Breast Cancer	Cervical Cancer	Colorectal Cancer	Lung Cancer	Immunizations	Well Child Visits	Well School Child Visits
OK	ASO 500 Non-Gov	Current	35.4%	55.3%	42.7%	30.7%	28.1%	76.9%	71.0%	45.3%
		Prior	33.3%	56.1%	46.4%	30.8%	25.0%	78.8%	71.4%	44.0%
		Prior Prior	31.2%	53.7%	44.8%	26.8%	19.6%	79.5%	67.8%	41.9%